

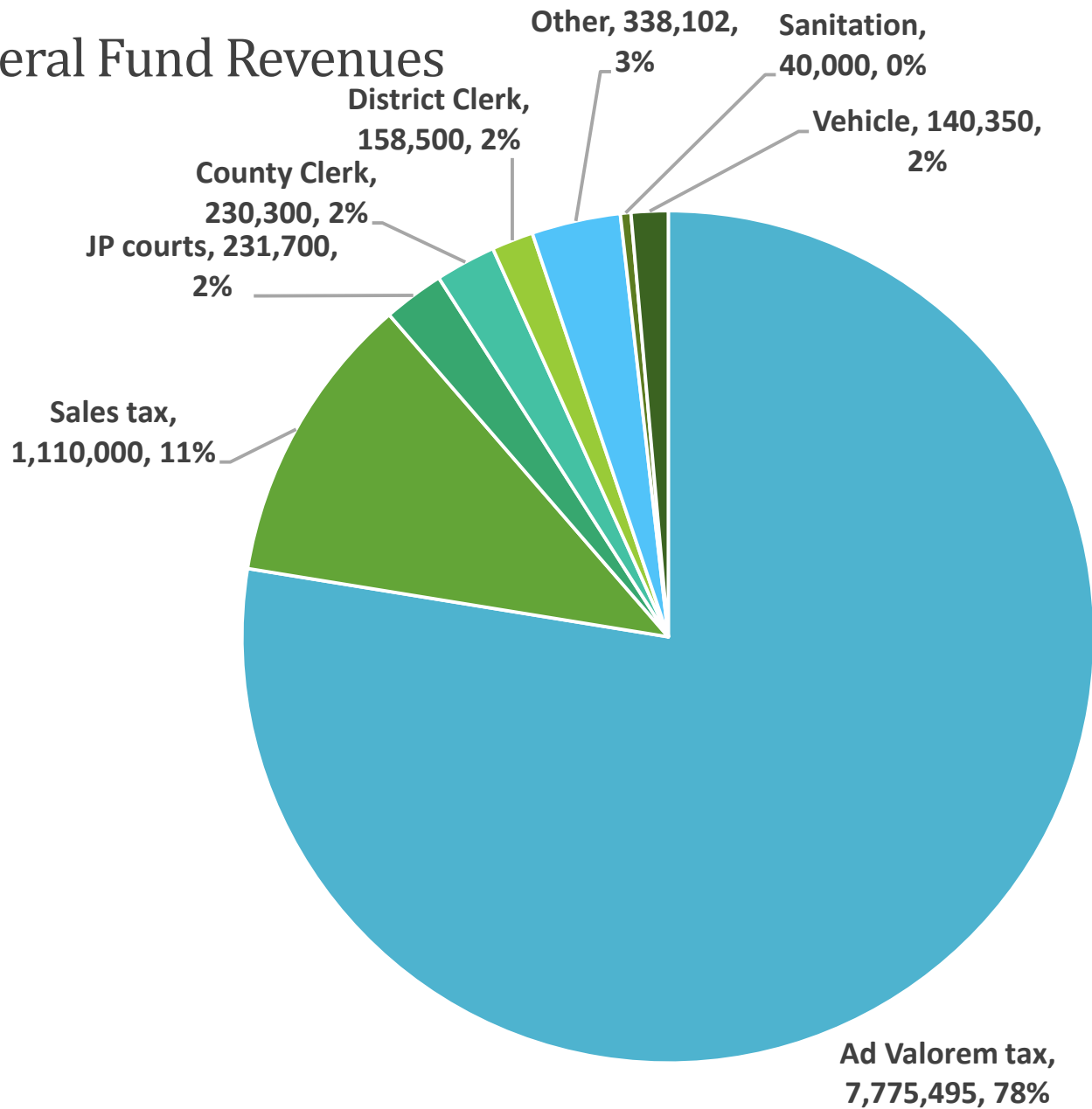
# Lampasas County Budget

---

FY 2021-2022

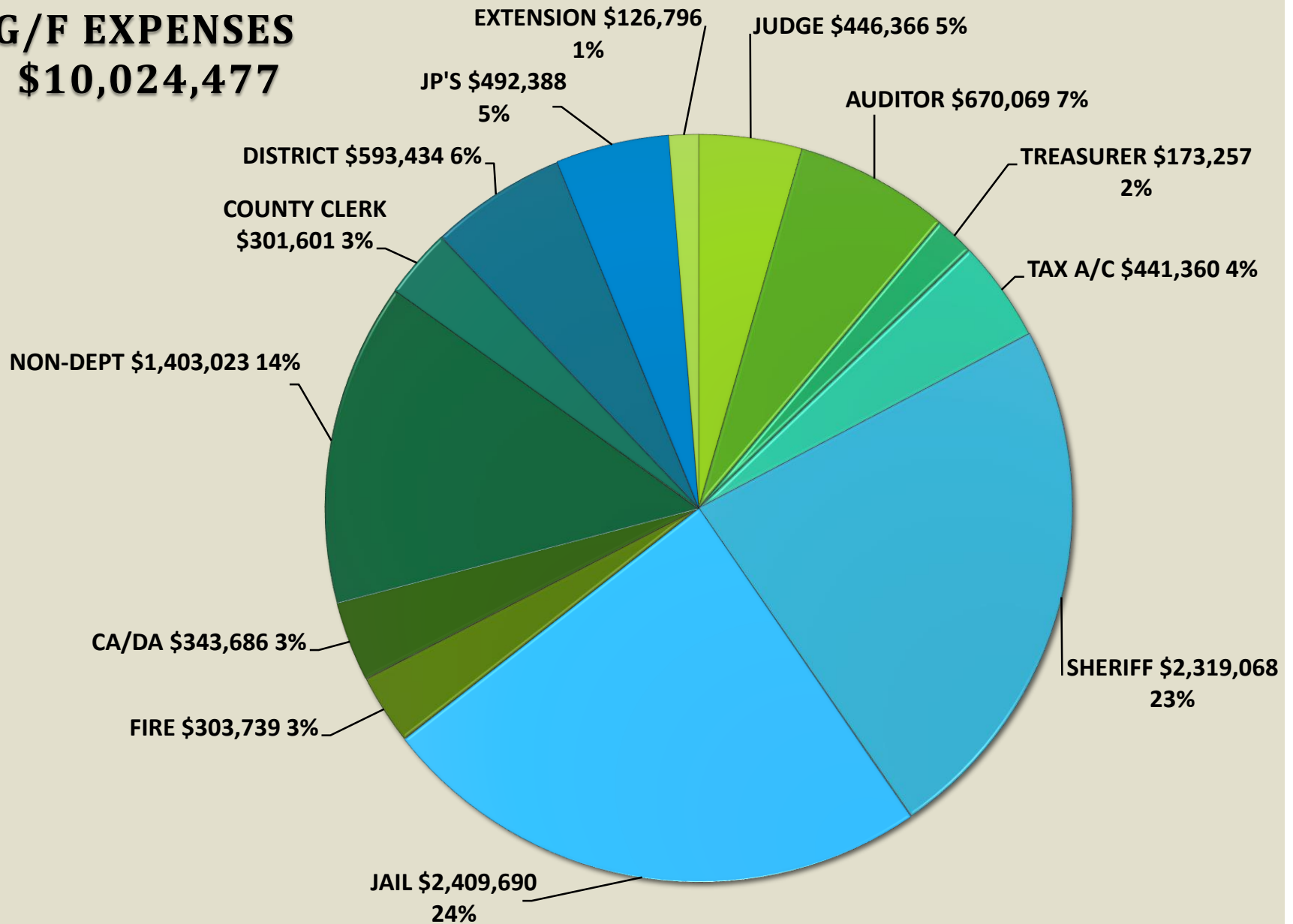


# General Fund Revenues

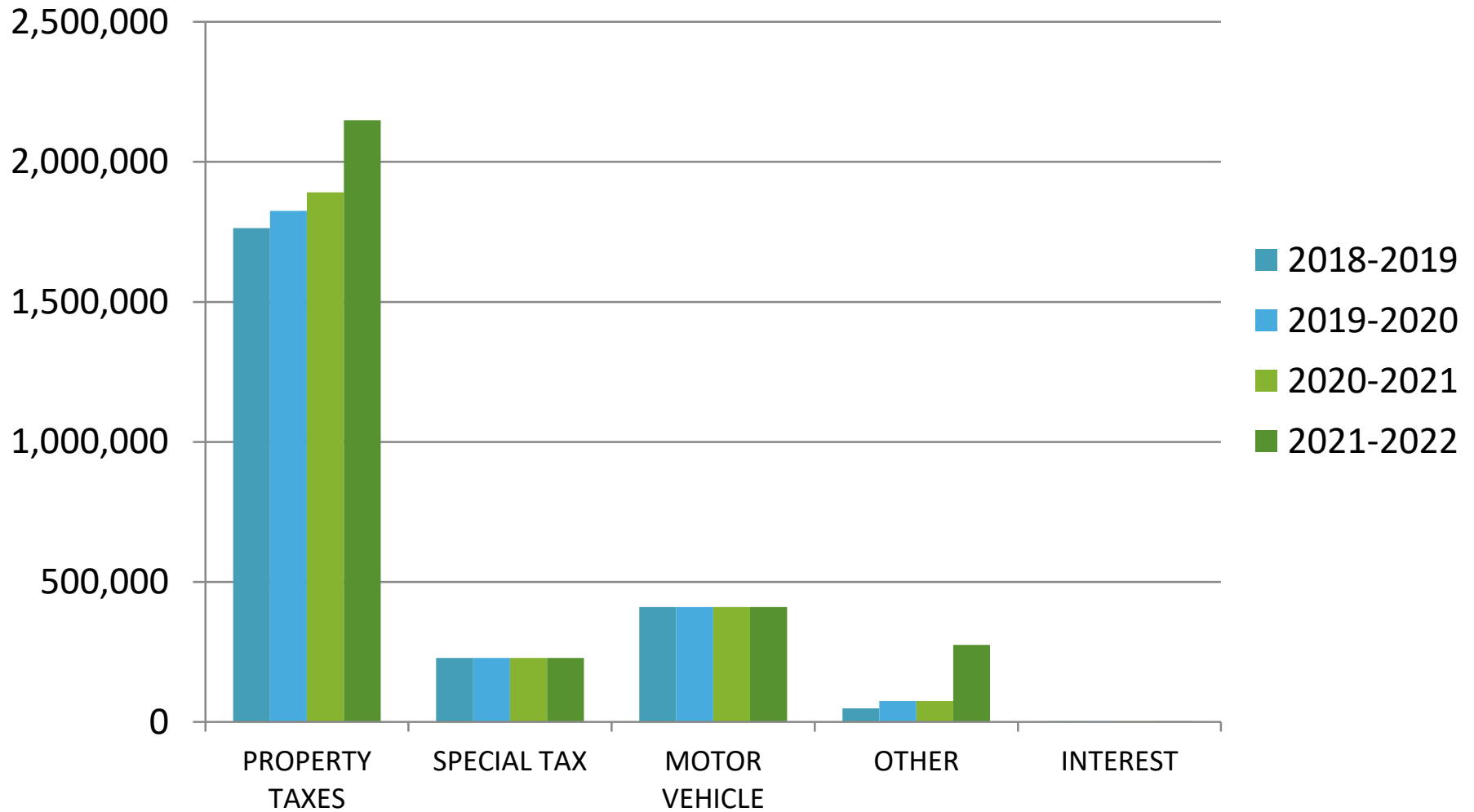


# G/F EXPENSES

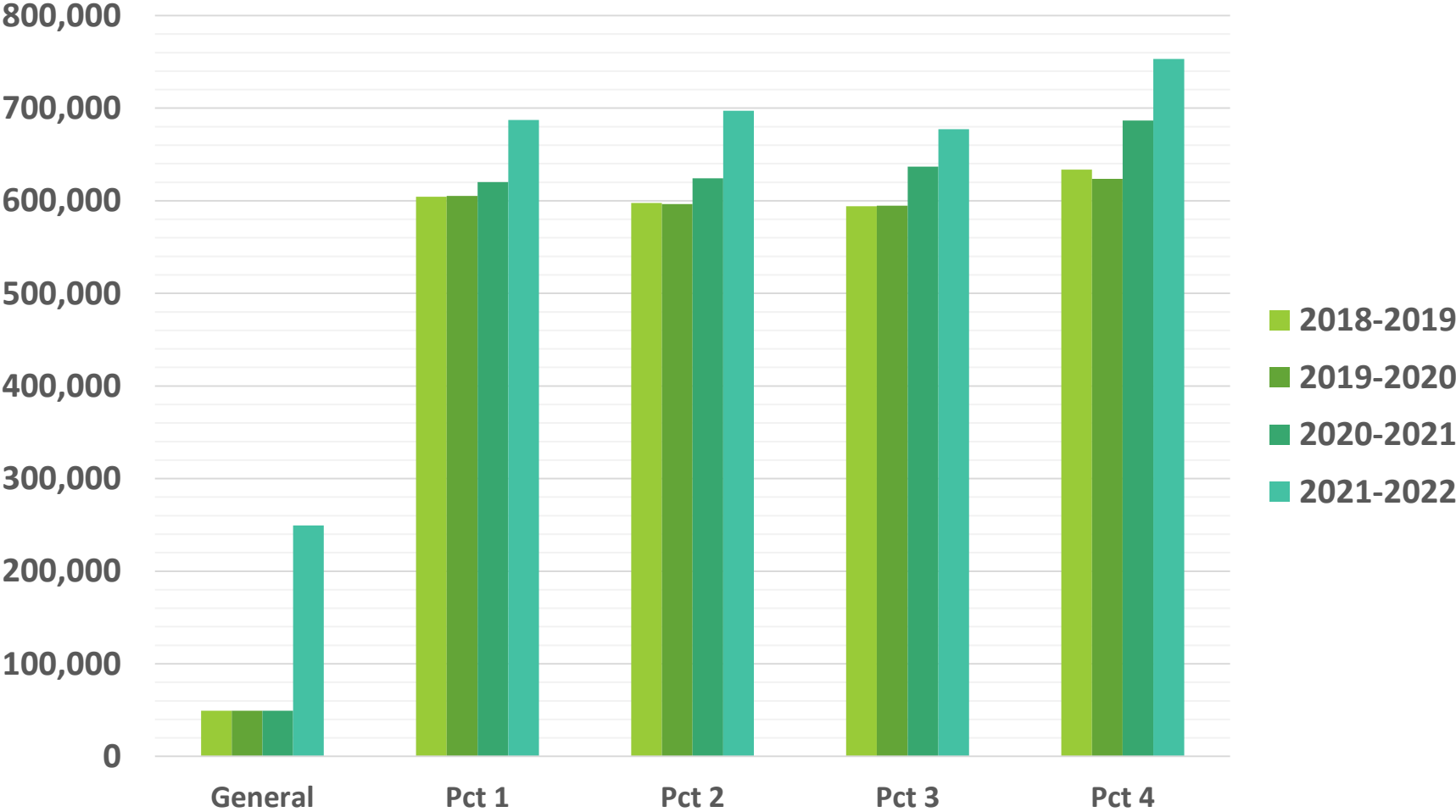
## \$10,024,477



# Road & Bridge Revenue



# Road & Bridge Expense

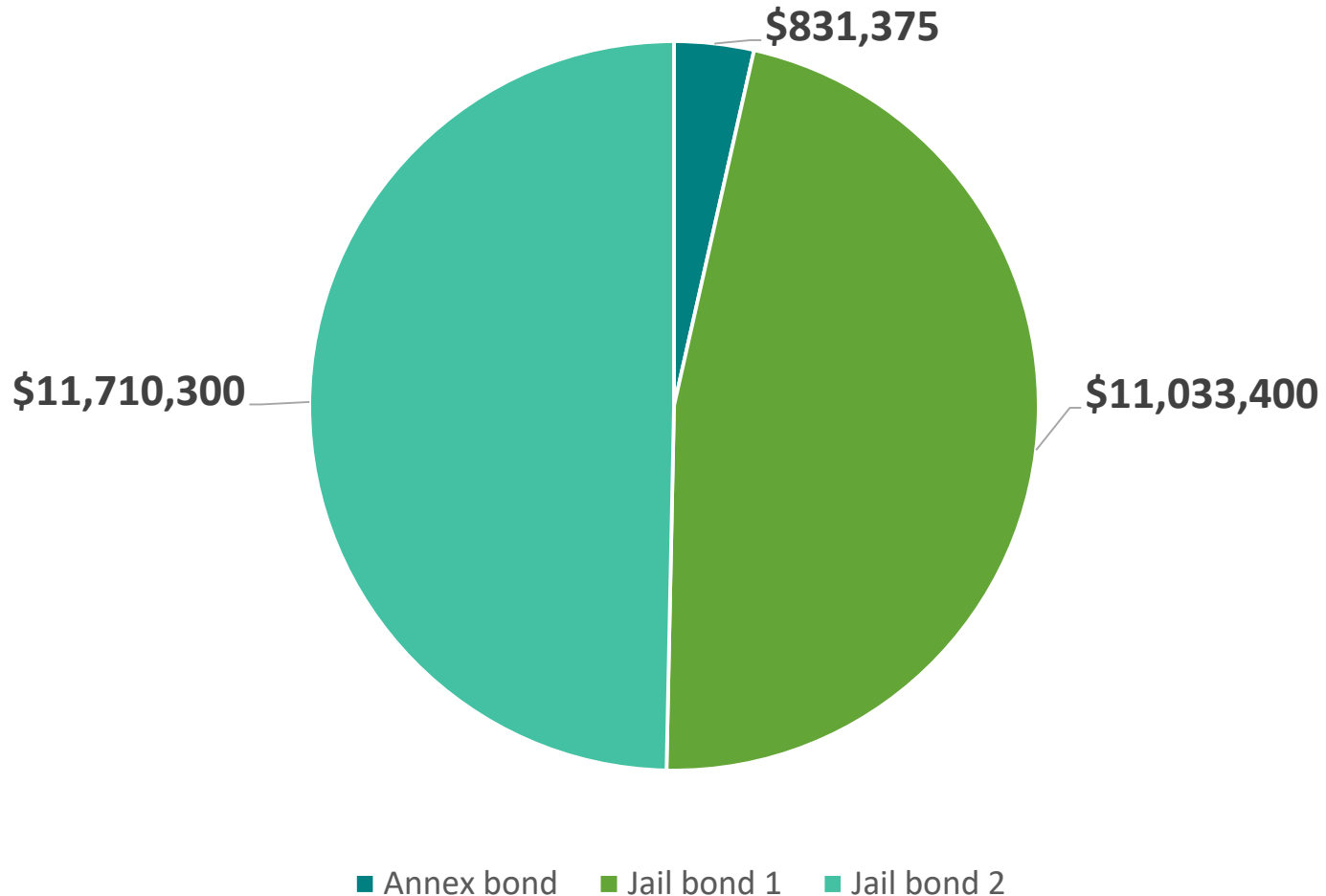


# Interest & Sinking

|   | 2018      | 2019      | 2020      | 2021      |
|---|-----------|-----------|-----------|-----------|
| <b>Revenue</b>                          | 1,483,203 | 1,483,250 | 1,531,242 | 1,800,293 |
| <b>Expense</b>                          | 1,533,092 | 1,475,475 | 1,345,850 | 1,435,125 |
| <b>Difference<br/>over/<br/>(under)</b> | -49,889   | 7,775     | 185,392   | 365,168   |

# Bond balances of I&S Fund

Balances before 2021-2022 payments



# Payment Schedule for Interest & Sinking Fund

| Year | Principal | Interest  | Total Payment | Balance      |
|------|-----------|-----------|---------------|--------------|
| 2022 | \$770,000 | \$663,925 | \$1,433,925   | \$22,144,150 |
| 2023 | \$800,000 | \$635,125 | \$1,435,125   | \$20,709,025 |
| 2024 | \$825,000 | \$605,325 | \$1,430,325   | \$19,278,700 |
| 2025 | \$805,000 | \$574,100 | \$1,379,100   | \$17,899,600 |
| 2026 | \$830,000 | \$541,400 | \$1,371,400   | \$16,528,200 |
| 2027 | \$860,000 | \$507,600 | \$1,367,600   | \$15,160,600 |
| 2028 | \$900,000 | \$472,400 | \$1,372,400   | \$13,788,200 |
| 2029 | \$940,000 | \$435,600 | \$1,375,600   | \$12,412,600 |



# Questions?

---



# Lampasas County

---

PROPOSED TAX RATE

A solid green horizontal bar at the bottom of the page.

# Rate Breakdown

|                           |        |
|---------------------------|--------|
| M&O                       | .48869 |
| I&S                       | .10050 |
| R&B                       | .12350 |
| Total 2020-2021 tax rate: | .71269 |
|                           |        |
| M&O                       | .4590  |
| I&S                       | .10250 |
| R&B                       | .12350 |
| Total 2021-2022 tax rate: | .6850  |
|                           |        |
| No new revenue rate:      | .6150  |
| Voter approved rate:      | .6981  |

**LAMPASAS COUNTY ACTUAL RATES  
2000-2021**

| <u>YEAR</u><br><u>EFF.</u> | <u>M&amp;O</u><br><u>RATE</u> | <u>I&amp;S</u><br><u>RATE</u> | <u>R&amp;B</u><br><u>RATE</u> | <u>TOTAL</u><br><u>RATE</u> |
|----------------------------|-------------------------------|-------------------------------|-------------------------------|-----------------------------|
| 2000                       | .3521                         | .0835                         | .0272                         | .4628                       |
| 2001                       | .3533                         | .0735                         | .0269                         | .4537                       |
| 2002                       | .3599                         | .0892                         | .0700                         | .5191                       |
| 2003                       | .3603                         | .0773                         | .0688                         | .5064                       |
| 2004                       | .3978                         | .0762                         | .0478                         | .5220                       |
| 2005                       | .4058                         | .0591                         | .1000                         | .5649                       |
| 2006                       | .4002                         | .0598                         | .0976                         | .5576                       |
| 2007                       | .4400                         | .0514                         | .0976                         | .5890                       |
| 2008                       | .4411                         | .0808                         | .0980                         | .6199                       |
| 2009                       | .4316                         | .0779                         | .0959                         | .6055                       |
| 2010                       | .4263                         | .075                          | .0944                         | .5957                       |
| 2011                       | .43580                        | .04879                        | .09144                        | .57603                      |
| 2012                       | .45039                        | .0700                         | .09850                        | .61889                      |
| 2013                       | .45539                        | .0700                         | .12350                        | .64889                      |
| 2014                       | .46539                        | .0600                         | .12350                        | .64889                      |
| 2015                       | .45639                        | .0790                         | .12350                        | .65889                      |
| 2016                       | .49039                        | .0550                         | .12350                        | .66889                      |
| 2017                       | .48039                        | .0938                         | .12350                        | .69769                      |
| 2018                       | .46369                        | .11050                        | .12350                        | .69769                      |
| 2019                       | .48369                        | .10550                        | .12350                        | .71269                      |
| 2020                       | .48869                        | .10050                        | .12350                        | .71269                      |
| 2021                       | .4590                         | .10250                        | .12350                        | .6850                       |

# Questions?

---

